



National Marine Manufacturers Association

nmma.org

ECONOMIC SIGNIFICANCE OF RECREATIONAL BOATING IN NEW YORK

CONGRESSIONAL DISTRICT 12

Number of Recreational Boats*	3,757
Recreational Boating Industry Businesses	54
Total Jobs	625
Annual Recreational Boating-Related Spending	\$31.1 MILLION




TOTAL ANNUAL ECONOMIC IMPACT OF RECREATIONAL BOATING:

\$75.6 MILLION

RECREATIONAL BOATS IN NY-12

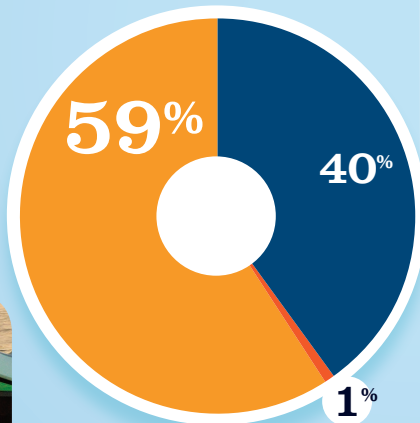
TOTAL BOATS*	▶ 3,757
REGISTERED BOATS	3,757
Power boats	2,934
PWCs	319
Sailboats	494
Other Boats	10
HOUSEHOLDS PER BOAT	100.6



* Total boats are registered boats as reported by states to the USCG.

RECREATIONAL BOATING CREATES JOBS IN NY-12

TOTAL BOATING JOBS	▶ 832
Boat Building	-
Motor / Engine Mfgr.	-
Accessory / Supplies Mfgr.	492
Dealers / Wholesalers	4
Boat Services	336

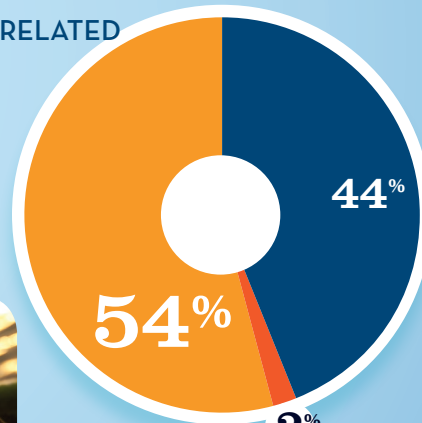


● BOAT BUILDING †
● MOTOR/ENG. MFGR. †
● ACC./SUPPLIES MFGR.
● DLRS/WHOLESALERS
● BOAT SERVICES † 0%



RECREATIONAL BOATING-RELATED BUSINESSES IN NY-12

TOTAL BUSINESSES	▶ 54
Boat Building	-
Motor / Engine Mfgr.	-
Accessory / Supplies Mfgr.	29
Dealers / Wholesalers	1
Boat Services	24




● BOAT BUILDING †
● MOTOR/ENG. MFGR. †
● ACC./SUPPLIES MFGR.
● DLRS/WHOLESALERS
● BOAT SERVICES † 0%



ESTIMATED JOBS IMPACT OF RECREATIONAL BOATING-RELATED SPENDING IN NY-12

EST. TOTAL JOBS	▶ 625
EST. TOTAL LABOR INCOME	\$25.9 MILLIONS
Est. Direct Income	\$11.0
Est. Indirect Income	\$6.0
Est. Induced Income	\$8.9



RECREATIONAL BOATING INDUSTRY SALES IN NY-12

Boat Building	\$0.0	\$0.0 MILLION
Motor / Engine Mfgr.	\$0.0	\$0.0 MILLION
Accessory / Supplies Mfgr.	\$128.8	\$128.8 MILLION
TOTAL MFGR. SALES	▶ \$128.8	
Dealers / Wholesalers	\$2.9	\$2.9 MILLION
Boat Services	\$39.6	\$39.6 MILLION
TOTAL RETAIL & SERVICES SALES	▶ \$42.5	

● BOAT BUILDING
● MOTOR/ENG. MFGR.
● ACC./SUPPLIES MFGR.
● DLRS/WHOLESALERS
● BOAT SERVICES

Source: NMMMA's Center of Knowledge; Recreational Marine Research Center at Michigan State University